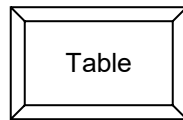
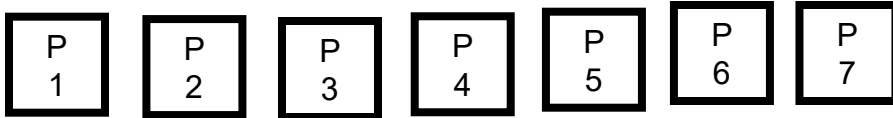
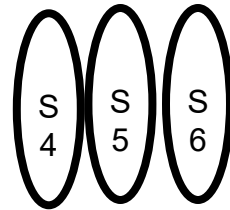
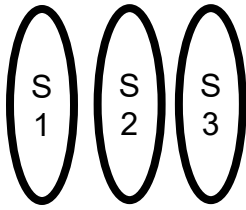
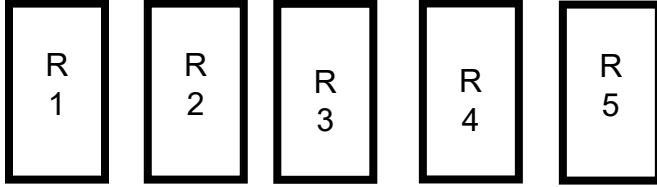
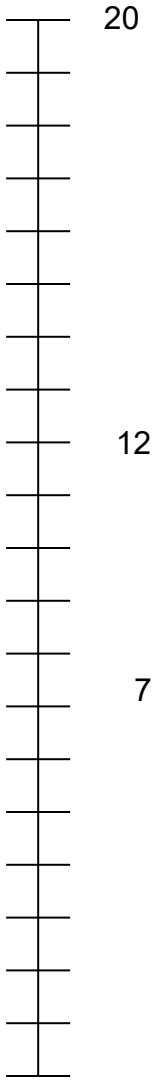


# Name Wild Bunch

Range 1 Stage 1 Pistols 7 Yards Shotguns 12 Yards Rifles 20 Yards



**Start**



# Name

## Range 1 Stage 1

Guns and Ammunition: rifle 10 rounds shotgun 6 rounds pistol 4 mags 7 rounds each

The Story: describe

Line: "Let'er Buck!"

Shooting Sequence: Standing at the table, hands at your side. Rifle and shotgun staged on the table. At the buzzer say your line and use the rifle to double tap the rifle targets from either end. Use the shotgun to knock down the shotgun targets in any order. Use the pistol in a double tap sweep from either end. Then a second double tap sweep starting on the opposite end. Firearms may be used in any order.

Summary:

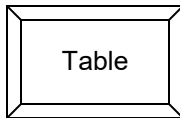
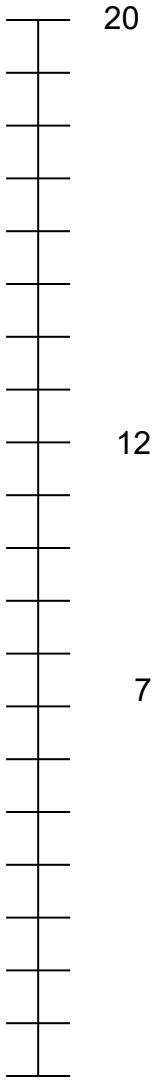
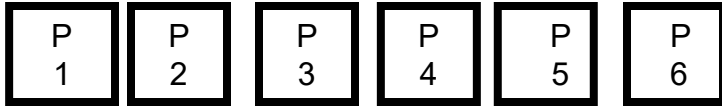
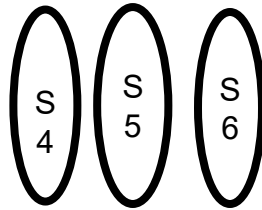
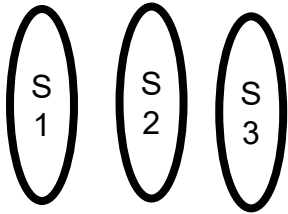
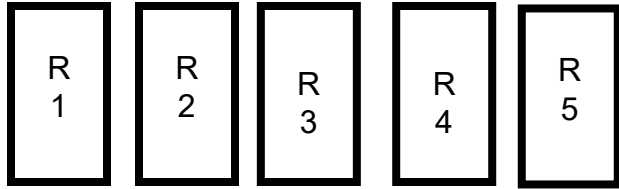
First firearm: Rifle double tap sweep from either end R1R1 R2 R2 R3 R3 R4 R4 R5 R5

Second firearm: Shotgun any order

Third firearm : Pistol Double tap sweep P1 P1 P2 P2 P3 P3 P4 P4 P5 P5 P6 P6 P7 P7  
then P7 P

Name

Range 1 Stage 2 Pistols 7 Yards Shotguns 12 Yards Rifles 20 Yards



**Start**

# Name

## Range 1 Stage 2

Guns and Ammunition: Rifle 10 rounds Shotgun 6 rounds Pistol 4 mags 7 rounds each

The Story: describe

Line: "Shootin' time"

Shooting Sequence: Standing behind the table, hands at your side, Shotgun and rifle staged safely on the table. At the buzzer, say your line and use the rifle to engage the rifle targets in a 1, 2, 4, 2, 1 sweep from either end. Use the shotgun to engage the first 3 shotgun targets outside in, then engage the opposite 3 targets outside in. From the left - use the pistol to engage the first 3 pistol targets in a 2, 3, 2 sweep then engage the next 3 targets in a 2, 3, 2. sweep. Starting on the right complete two more 2, 3, 2 sweeps. Firearms can be used in any order

Summary: Firearms can be used in any order

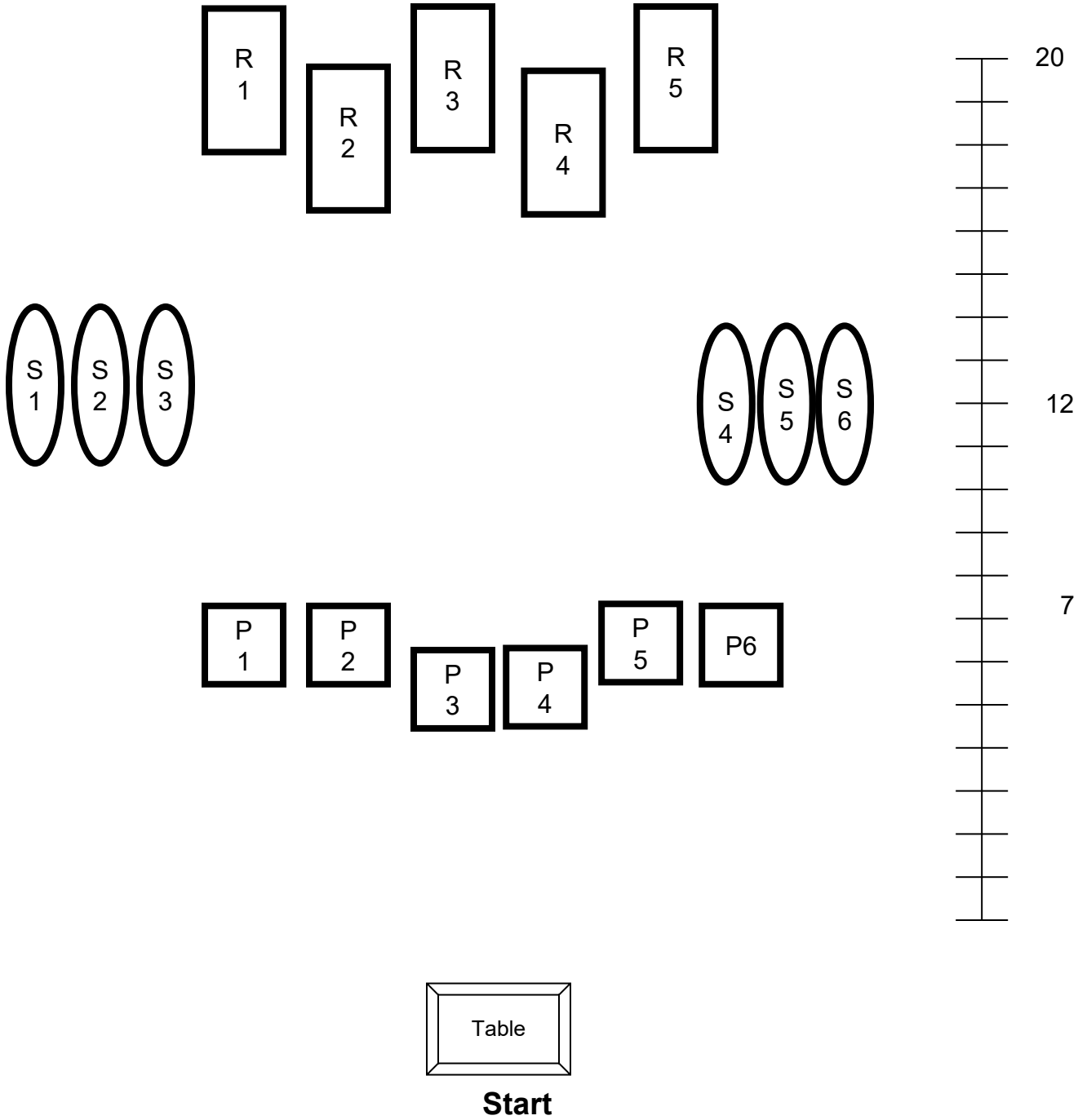
First firearm: Rifle R1 R2 R2 R3 R3 R3 R3 R4 R4 R5

Second firearm: Shotgun S1 S2 S3 S6 S5 S4

Third Firearm: Pistol P1 P1 P2 P2 P2 P3 P3 P4 P4 P5 P5 P5 P6 P6  
P6 P6 P5 P5 P5 P4 P4 P3 P3 P3 P2 P2 P1 P1

Name

Range 2 Stage 3 Pistols 7 Yards Shotguns 12 Yards Rifles 20 Yards



# Name

## Range 2 Stage 3

Guns and Ammunition: Rifle 10 rds Shotgun 6 rds Pistol 4 mags 7 rds ea,

The Story: describe

Line: " Ready as I'll ever be"

Shooting Sequence: Standing at the left or right side of the table ( both feet at the side of the table) hands on your butt. Rifle and shotgun staged safely on the table. At the buzzer, move behind the table and use the rifle to engage with a double tap R1, R3, R5, (the rear targets) then R2, R4. Then use the shotgun to engage the shotgun targets in any order. Use the pistol to engage the targets in a 1,1, 2, 1, 1, 1. sweep from either end. Then sweep 1, 1, 2, 1, 1, 1 sweep starting on the opposite end. Repeat with two more mags.

Summary: Rifle, Shotgun, Pistol

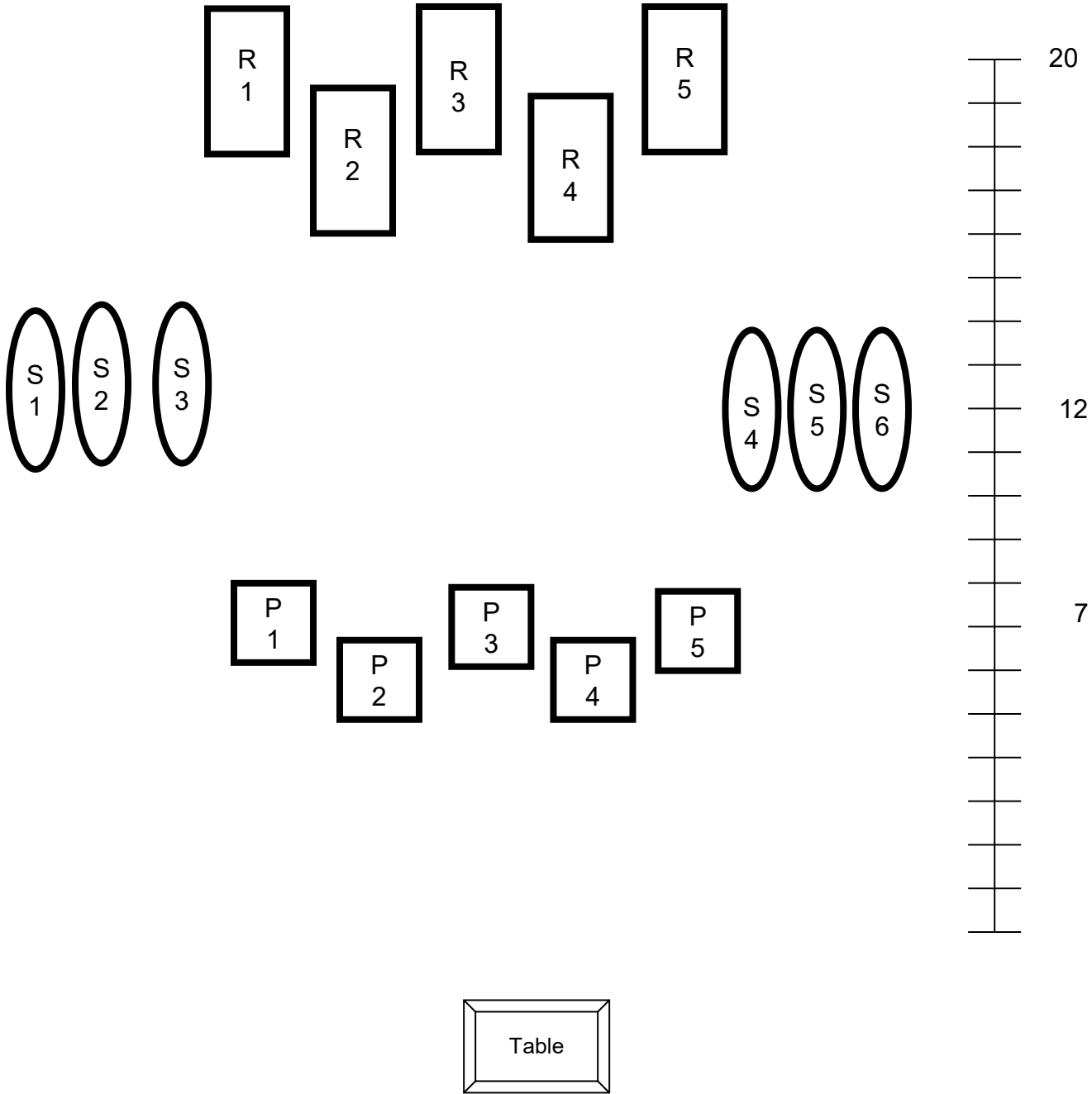
First firearm: Rifle R1 R1 R3 R3 R5 R5 R2 R2 R4 R4

Second firearm: Shotgun any order

Third Firearm: Pistol P1 P2 P3 P3 P4 P5 P6 P6 P5 P4 P4 P3 P2 P1 Repeat with two more mags

Name

Range 2 Stage 4 Pistols 7 Yards Shotguns 12 Yards Rifles 20 Yards



**Start**

# Name

## Range 2 Stage 4

Guns and Ammunition: Rifle 10 rounds Shotgun 6 rds Pistol 3 mags 7 rds ea.

The Story: describe

Line: "Your last chance pilgrim ."

Shooting Sequence: Standing behind the table, hands on the firearm of choice. Rifle and shotgun stages safely on the table. At the buzzer, say your line and use the rifle to engage the rifle targets with a double tap on R2 and R4. Then single tap the rear targets ( R1 R3 R5) in two single tap sweeps from the same end. Use the shotgun to engage the shotgun targets in any order. Use the pistol to engage the pistol targets by double tapping the P2 and P4 then single tapping P1 P3 and P5. Repeat with two more mags.

Summary: Firearms any order

First firearm: Rifle Double tap R2, R4 single Tap R1 R3 R5 twice

Second firearm: shotgun any order

Third Firearm: Pistol P2, P2 P4 P4 P1 P3 P5 Repeat with two more mags