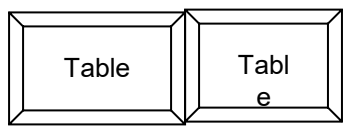
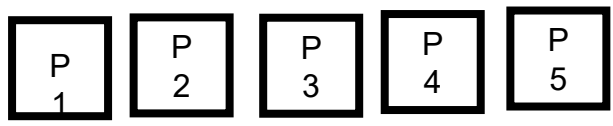
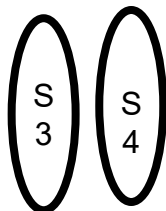
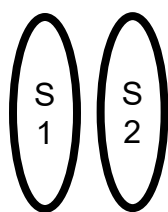
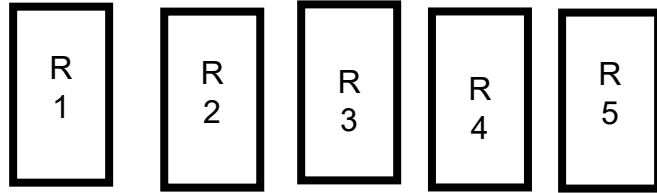
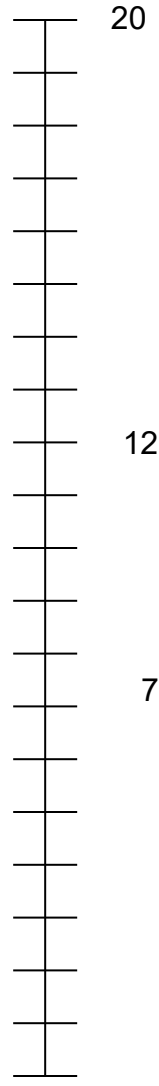


Name

Range 1 Stage 1 Pistols 7 Yards Shotguns 12 Yards Rifles 20 Yards



**Start**



# Name State Stage

## Range 1 Stage 1

Guns and Ammunition: Rifle 10 rounds pistols 5 rounds each Shotgun 4+ loaded off the body

The Story: Old Red sauntered up to the bar in the saloon. He was mighty dry after the trail drive and wanted a quiet whiskey and a little time to relax. He was immediately harassed by two drunken cowpokes at the poker table. "You're a sorry looking excuse of a man" one of them called out.

Line: "You're a sorry looking excuse of a man"

Shooting Sequence: Standing behind the tables, hands at low surrender. Rifle and shotgun staged safely on the table Say your line and at the buzzer use the rifle in two single tap sweeps from the same end. "Use the pistols with the same instruction as the rifle. Use the shotgun to engage the shotgun targets in any order, all must fall. Firearms shooters choice: **rifle cannot be last.**

Summary:

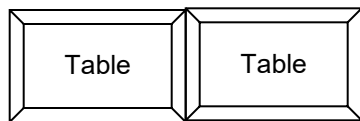
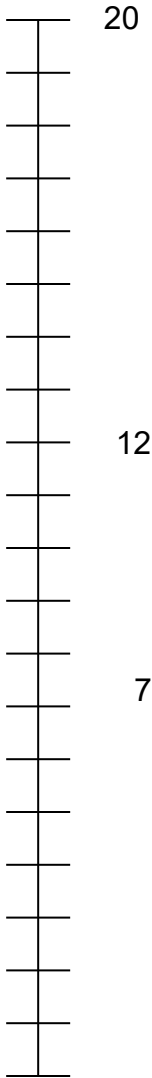
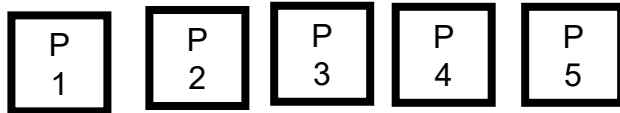
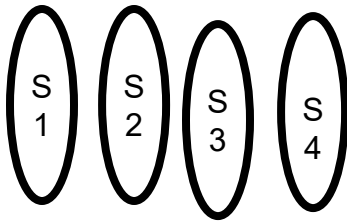
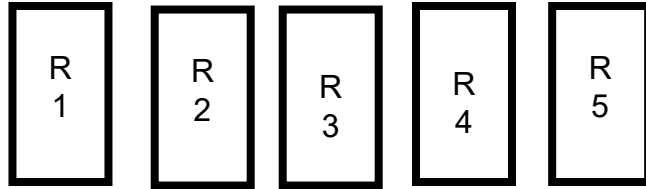
First firearm: Rifle two single tap sweeps from either end

Second firearm: Pistols two single tap sweeps from either end

Third Firearm: Shotgun any order all must fall

Name

Range 1 Stage 2 Pistols 7 Yards Shotguns 12 Yards Rifles 20 Yards



**Start**

# Name At the Bar

## Range 1 Stage 2

Guns and Ammunition: Rifle 10 rounds Pistols 5 rounds each Shotgun 4 + loaded off the body

The Story: Old Red was in no mood. He was tired, dirty, stinky and grumpy from months on the trail. He slowly turned and gave the two cowpokes a withering look. "you better not be talking to **ME!!**" he said.

Line: "You better not be talking to **ME!!**"

Shooting Sequence: Standing behind the right table, hands on the rifle. Rifle and shotgun staged safely on the tables. At the buzzer say your line, use the rifle to engage the rifle targets. R3, R2, R1, R3, R4, R5, R3, R3, R3, R3. Use the pistols to engage the pistol targets in the same sequence as the rifle targets. P3, P2, P1, P3, P4, P5, P3, P3, P3, P3. Move to the left table. Both feet must be behind the left table and engage the shotgun targets in any order. All must fall. Firearms can be used in any order.

Summary:

First firearm: Rifle R3, R2, R1, R3, R4, R5, R3, R3, R3, R3

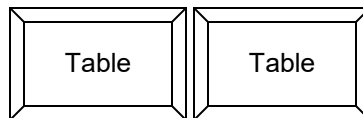
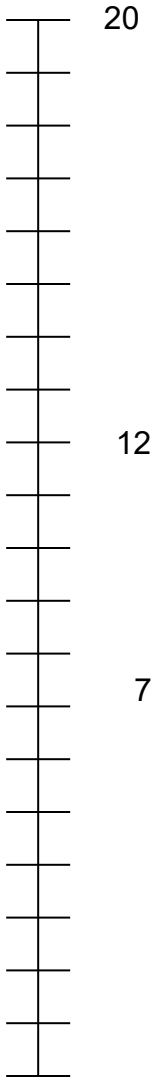
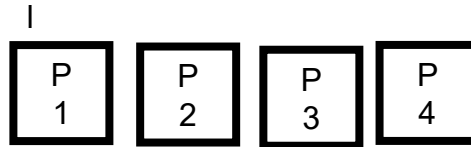
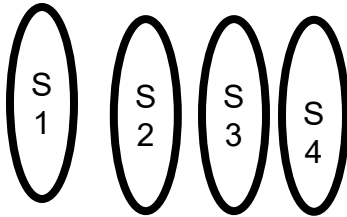
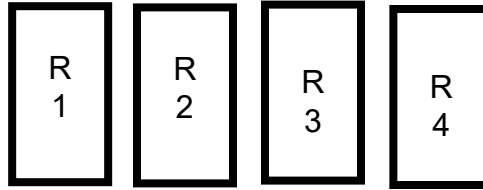
Second firearm: Pistols P3, P2, P1, P3, P4, P5, P3, P3, P3, P3

Third Firearm: Shotgun any order All must fall

Name

Range 2 Stage 3 and 4

Pistols 7 Yards Shotguns 12 Yards Rifles 20 Yards



**Start**

# Name It's goona get ugly

## Range 2 Stage 3

Guns and Ammunition: Rifle 10 rounds Pistols 5 rounds each Shotgun 4+ loaded off the body

The Story: The two cowboys leaped to their feet, spoiling for a fight. "You're one stinky polecat" shouted the first drunk.

Line: "You're one stinky polecat!"

Shooting Sequence: Shooters Choice - Standing at the end of the tables on either side.

Shotgun staged on the left table, rifle on the right. With hands on your hat, say your line. At the buzzer move behind the table and engage the shotgun targets in any order. All must fall.

Engage the rifle targets in a R1, R1, R2, R3, R4, R4, R3, R2, R1, R1 sweep.. Both feet must be behind the table.

Use the pistol to engage the targets in the same sequence as the rifle. P1, P1, P2, P3, P4, P4, P3, P2, P1, P1.

### **Guns maybe used in any order**

Summary:

First firearm: Shotgun any order- all must fall

Second firearm: Rifle R1, R1, R2, R3, R4, R4, R3, R2, R1, R1

Third Firearm: Pistols P1, P1, P2, P3, P4, P4, P3, P2, P1, P1.

# Name

## Range 2 Stage 4

Guns and Ammunition: Rifle 10 rounds pistol 5 rounds each shotgun 4+ loaded of the body

The Story: Before Red could say another word, guns were drawn and bullets began to fly. Red showed "you damn fools"

Line: "You damn fools!"

Shooting Sequence: Standing behind the table, hands on your pistols. At the buzzer engage the rifle targets in a Lawrance Welk Sweep from the right. Use the pistols in a Lawrance Welk sweep from the right. Use the shotgun to engage the shotgun targets in any order starting from the right. Guns may be used in any order.

**Guns may be used in Any Order**

Summary:

First firearm: R4 R3 R3 R2 R2 R2 R1 R1 R1 R1

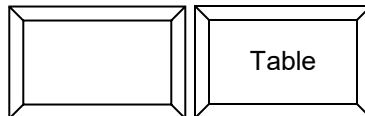
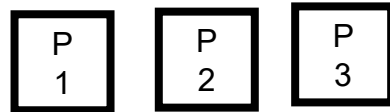
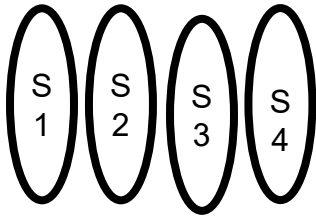
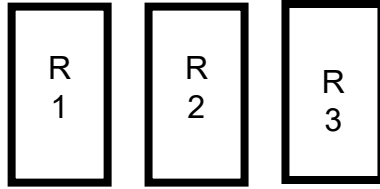
Second firearm: P4 P3 P3 P2 P2 P2 P1 P! P! P!

Third Firearm: Shotgun Any order starting on the right

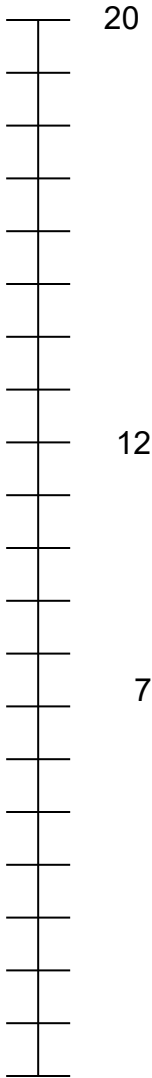
Name

Range 3 Stage 5 and 6

Pistols 7 Yards Shotguns 12 Yards Rifles 20 Yards



**Start**



# Name

## Range 3 Stage 5

Guns and Ammunition: Rifle 10 rounds 9 loaded in rifle 1 on the table. Pistols 5 rounds each  
Shotgun 2 loaded off the body 2 from the table

The Story: Even though Red was tired, dirty. And down right worn out, he was also very, very fast with a gun. Before the cowboys guns clear leather, they heard the boom of Reds guns and the whistle of bullets past their ears. Stop shootin' they screamed.

Line: "Stop shootin'"

Shooting Sequence: Standing behind the table, hands clasped behind your back, At the buzzer, use the pistols in 3 single tap sweeps and the last round on P2. Use the rifle in 3 single tap sweeps and reload a single round and engage R2. Reload round must be used on R2 regardless of when it's loaded.

Shotgun engage shotgun targets in any order with 2 rounds loaded from the body and 2 rounds loaded from the table. All must fall. Makeup rounds can come from either the table or the body.

Summary:

First firearm: Pistol 3 single tap sweeps with the last round on P2

Second firearm: Rifle 3 single tap sweeps, reloaded on R2

Third Firearm: Shotgun any order two rounds loaded from the body and two from the table

# Name

## Range 3 Stage 6

Guns and Ammunition: Rifle 9 rounds Pistols 5 rounds each Shotgun 2 only loaded from the body.

The Story: The drunken cowboys threw their hands up shouting " We surrender", Red holstered his guns walked back to the bar and took a well deserved shot of whiskey.

Line: "We surrender"

Shooting Sequence: Standing behind the table hands at high surrender. At the buzzer use the rifle in a sweep from either end with 3 shots on each target. Use the pistol in a 3 shot sweep from either end with the last round on either target (No double taps). Not the last target engaged. Shotgun to engage any 2 targets with two shots only.

**Guns may be used in any order**

Summary:

First firearm: Rifle R1 R1 R1 R2 R2 R2 R3 R3 R3

Second firearm: Pistol P1 P! P! P2 P2 P2 P3 P3 P3 last round P2 or P1

Third Firearm: Shotgun 2 shots only on any of the 4 targets